

Instructions for use of MELAttrace DEMO

Installation



NOTICE

MELAttrace DEMO and the full version of MELAttrace can not be run on a computer in parallel. If a full version of MELAttrace is installed on your computer, this will be overwritten by the demo version.

The installation file contains MELAttrace as a demo version. If MELAttrace is already installed on your computer, you have the option to overwrite or update the database with the approvals, load definitions, etc. that have already been completed.

User administration

User administration → *Practice*

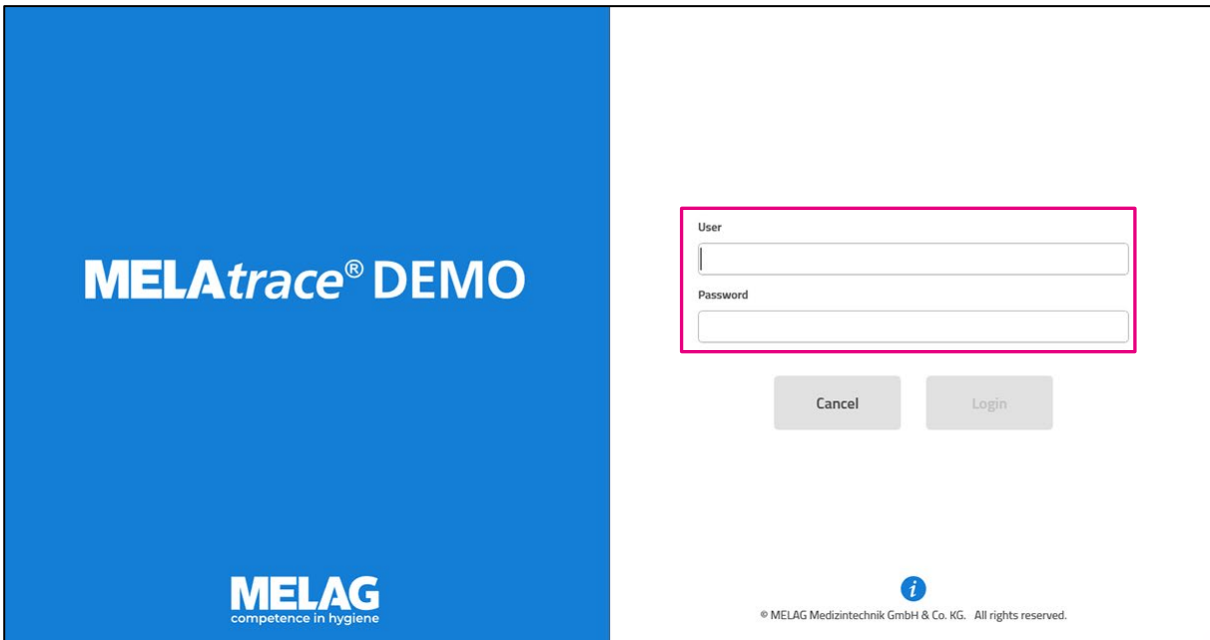
As MELAttrace DEMO does not require a license, a prescribed practice name is entered with an example address. This contact data is also entered in the washing and disinfection report as well as the reprocessing report and can be changed any time.

The screenshot shows the 'User administration' section of the MELAttrace software. The 'Practice' tab is selected, and the form contains the following fields:

Field	Value
Practice name	MELAG Medizintechnik GmbH & Co. KG
Street	Geneststr.
House number	6-10
Postal code	10829
City	Berlin
Telephone number	
Fax number	
E-Mail	info@melag.de
Web	www.melag.com

User administration → User

An administrator and a user without administrator rights are already entered as users in the demo version.



Log-in as administrator

User: melagadmin

Password: melag

Log-in as user

User: 1000

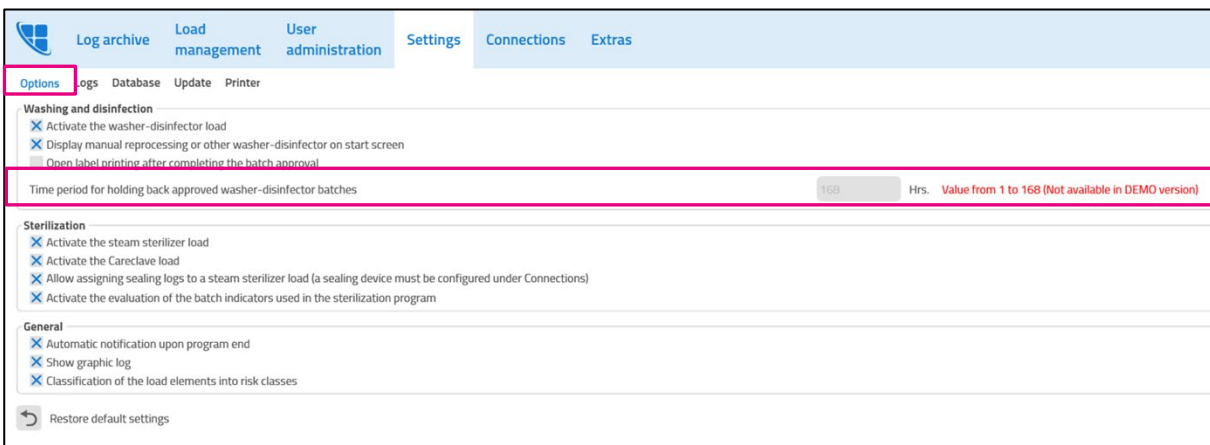
Password: 1000

Settings

Time period for holding back washer-disinfector batches and logs (Settings → Options/Logs)

In the demo version, some washing and disinfection as well as sterilization logs have already been created and can be used for test purposes for an unlimited period of time. These sample program logs are stored in the following directory: C:\Users\[Name]\Documents\MELAG Medizintechnik\Sample Logs.

The time period for log approval and for holding back approved washer-disinfector batches cannot be changed in the demo version.



Log archive Load management User administration Settings Connections Extras

Options **Logs** Database Update Printer

Program logs

No longer offer records for approval If already approved Not available in DEMO version

Time period for log approval after log generation 168 Hrs. Value from 1 to 168 (Not available in DEMO version)

Approval logs (MELAttherm / DAC Universal Touch)

Save the washing and disinfection report in the program log folder

User-defined storage folder

Approval logs (manual reprocessing or other washer-disinfector)

User-defined storage folder C:\Protokolle\Freigabe

Approval logs (Careclave)

Save the reprocessing report in the program log folder

User-defined storage folder

Approval logs (steam sterilizer)

Save the reprocessing report in the program log folder

User-defined storage folder

Restore default settings

Storage folder for washing and disinfection reports and reprocessing reports (Settings → Logs)

Some sample program logs are already stored in the directory `C:\Users\[Name]\Documents\MELAG Medizintechnik`.

Select **Settings → Logs → Save the washing and disinfection report in the program log folder** or **Save the reprocessing report in the program log folder** to store newly created logs automatically in the same directory.

Select **User-defined storage directory** to determine a different directory for the log storage.

Log archive Load management User administration Settings Connections Extras

Options **Logs** Database Update Printer

Program logs

No longer offer records for approval If already approved Not available in DEMO version

Time period for log approval after log generation 168 Hrs. Value from 1 to 168 (Not available in DEMO version)

Approval logs (MELAttherm / DAC Universal Touch)

Save the washing and disinfection report in the program log folder

User-defined storage folder

Approval logs (manual reprocessing or other washer-disinfector)

User-defined storage folder C:\Protokolle\Freigabe

Approval logs (Careclave)

Save the reprocessing report in the program log folder

User-defined storage folder

Approval logs (steam sterilizer)

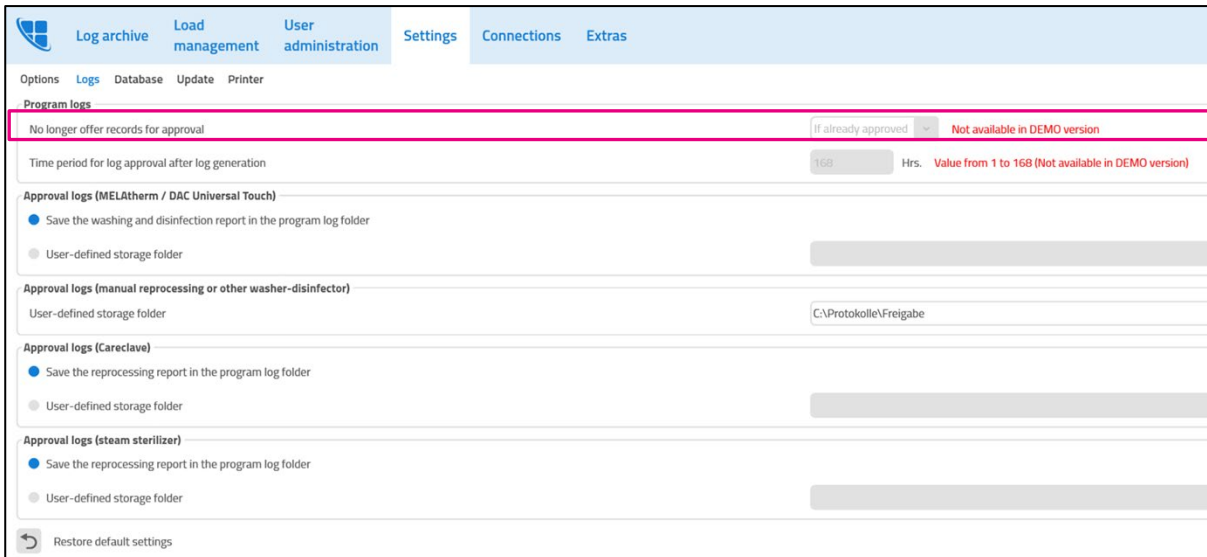
Save the reprocessing report in the program log folder

User-defined storage folder

Restore default settings

Hiding program log files (Settings → Logs)

All approved logs are hidden in the demo version by default.
This setting cannot be changed in the demo version.



What to do if I used up all the sample logs and the log list is empty?

You can reset the database and thus use all sample program logs for test purposes again. All approvals that have already been completed are deleted when resetting the database.

Click on **Extras** → **Reset Database**.

